

SUSTAINING LONE STAR'S
STEEL HISTORY

MEET THE AMAZING
GRACE DANFORTH, M.D.

YOU'LL FALL FOR
SUMMER PASTAS

Texas Coop Power

FOR TRINITY VALLEY EC MEMBERS

JUNE 2025

Gigs for Goats

They're good for grazing
and crazy about cuddles

TRINITY
VALLEY EC
NEWS

SEE PAGE 16



BREAKING GROUND ON GROUND BREAKING HOMES

You may not realize it, but the homes you build are sitting on a **free and renewable supply of energy**. WaterFurnace geothermal systems tap into the stored solar energy underground to provide savings up to 70% on heating, cooling, and hot water. In fact, the average WaterFurnace owner in Texas pays **only \$57 per month to heat and cool their homes**. WaterFurnace units not only save more money than any ordinary HVAC systems, but also **last 40% longer**, are quieter thanks to no outdoor equipment, and require less maintenance—which all contribute to higher satisfaction levels from your clients.

Contact our WaterFurnace Concierges Team at waterfurnace.com/TexasPower to learn more today.



Scan to learn more about the benefits of switching to geothermal.

WaterFurnace
Smarter from the Ground Up™




WaterFurnace is a registered trademark of WaterFurnace International, Inc.

1. 14.5¢ kWh - 2024 Indiana's Annual Electricity Rate Average
eia.gov/opendata/qb.php?category=1012 | Actual data powered by Symphony

2. ENERGY STAR rated units qualify for 30% through 2032, 26% through 2033 and 22% through 2034

June 2025



10

06 Gorging a Path

For those hard-to-remove, unwanted plants, goats may be the greatest of all time.

By Pam LeBlanc

Steel to the Stars

While a consequential steel mill rusts, locals ensure memories shine on.

By Patti Pfeiffer

04	Currents The latest buzz
05	TCP Talk Readers respond
16	Co-op News Information plus energy and safety tips from your cooperative
25	Footnotes in Texas History Amazing Grace Danforth By Clay Coppedge
26	TCP Kitchen Summer Pastas By Vianney Rodriguez
30	Hit the Road Enter the Bare Cage By Chet Garner
33	Focus on Texas Photo Contest: Family Vacation
34	Observations Cutting Through By Patti Jones Morgan

ON THE COVER
Johnny takes a break from chomping through a neighborhood outside Austin.
Photo by Eric W. Pohl

ABOVE
Servicemen assigned to the Ordnance Aerophysics Laboratory at Lone Star Steel some 70 years ago.
Courtesy Ladies of Lone Star



A rendering of the planned National Juneteenth Museum in Fort Worth.

Juneteenth Has a Home

MORE THAN THREE years after plans were announced to build a National Juneteenth Museum, Fort Worth officials have made way for the planned 50,000-square-foot museum, food hall, business incubator and theater.

The \$70 million museum of Black history will be built on a plot on the city’s Historic Southside, with the city kicking in \$15 million. Opal Lee, the “Grandmother of Juneteenth,” gave City Council members two thumbs up.

“Wow, I tell you, I could have hugged everyone, but they’ve got work to do,” Lee told the Fort Worth Report.



TCP Contests and More

**ENTER CONTESTS AT
TEXASCOOPPOWER.COM**



\$500 RECIPE CONTEST
Turkey Time

FOCUS ON TEXAS PHOTOS
Heroes

TEXAS GULF SHRIMP GIVEAWAY
Two readers will each win 5 pounds of wild-caught Texas shrimp. Enter now at TexasCoopPower.com/contests.

Stay Weather Aware

Hurricane season begins June 1, and experts expect an above-average year.

Not only is your electric cooperative your trusted energy resource, it also offers invaluable information when severe weather threatens.

Stay safe by staying connected to your co-op’s advice in these pages and on its website and social media feeds.



FINISH THIS SENTENCE

It’s summer, and I’m ready for ...

TCP Tell us how you would finish that sentence. Email your short responses to letters@TexasCoopPower.com or comment on our Facebook post. Include your co-op and town.

Here are some of the responses to our April prompt: **The best view in Texas is ...**

A “Welcome to Texas” sign alongside any highway.

MIKE WEBER
UNITED COOPERATIVE SERVICES
GRANBURY

From my front porch every time my husband blows me a kiss as he passes on his tractor.

SUZY DOSS
PENTEX ENERGY
VALLEY VIEW

The Sabine River bridge in my rearview mirror and the afternoon sun shining in my face. I’m home!

JOHN STOLL
BANDERA EC
MICO

Getting home and seeing my wife and grandkids outside enjoying the spring weather.

RANDY HARDEE
WISE EC
BRIDGEPORT

Visit our website to see more responses.

APRIL 2025 Ode to a Mighty Hunter

“My daughter, Stella, and I are always excited to read through your publication and make collages. This story was especially inspiring for my future entomologist [left].”

MINDY WALKER
JASPER-NEWTON EC
KIRBYVILLE



COURTESY MINDY WALKER

Eyes and Hearts

Honestly, I'm not a bug person [*Ode to a Mighty Hunter*, April 2025]. But I do love dragonflies because they don't stick to me or bite me.

I never realized there were so many different species of them. These photos are incredible!

The close-up of the eyes is kind of scary. But my favorite part was Love on the Wing. They make a perfect heart.

Denise Sims
Bowie-Cass EC
Redwater

Inspiring Flyers, Part II

At 17 my dream was to fly [*The WASPs Who Flew Out of Sweetwater*, April 2025]. I applied twice for acceptance to the WASPs. I counted the days to hear from them.

It wasn't to be. To my disappointment they were deactivated. This led me to

serve in another form of communications, which continued the rest of my working life.

I will be 99 this year. Thanks for the memories.

Wanda Tackett
United Cooperative Services
Desdemona

Lake of Bluebonnets

Nanny's Blessing [March 2025] touched my heart. In the 1950s my grandparents turned two acres of their Walker County property into a Texas wildflower field, predominately with *Lupinus subcarnosus*, the sandyland bluebonnet.

For almost 50 years, those bluebonnets made their property look like a lake, and people often stopped to take photos. To this day the sandyland bluebonnet, with its gentle shade of blue, is my favorite, although, sadly, they seem to be migrating into obscurity.

Jan Lawrence
Sam Houston EC
San Jacinto County



COURTESY OFFICIAL NATIONAL WASP MUSEUM, SWEETWATER, TEXAS

TCP WRITE TO US
letters@TexasCoopPower.com

Editor, Texas Co-op Power
1122 Colorado St., 24th Floor
Austin, TX 78701

Please include your electric co-op and town. Letters may be edited for clarity and length.

Texas Co-op Power

TEXAS ELECTRIC COOPERATIVES BOARD OF DIRECTORS

Chair Avan Irani, Robstown
Vice Chair Bryan Wood, San Augustine
Secretary-Treasurer Cameron Smallwood, Burleson

Board Members Dale Ancell, Lubbock
Matt Bentke, Bastrop • Kerry Kelton, Navasota • Mark McClain, Roby

PRESIDENT/CEO Mike Williams, Austin

COMMUNICATIONS & MEMBER SERVICES COMMITTEE

Mike Ables, Bellville • Kathi Calvert, Crockett
Marty Haught, Burleson • Tachi Hinojosa, Fredericksburg • Gary Miller, Bryan
Zac Perkins, Hooker, Oklahoma • Bryan Story, Blossom • Buff Whitten, Eldorado

MAGAZINE STAFF

Vice President, Communications & Member Services Martin Bevins
Editor Chris Burrows
Associate Editor Tom Widlowski
Production Manager Karen Nejtek
Creative Manager Andy Doughty
Advertising Manager Elaine Sproull
Communications Specialist Samantha Bryant
Digital Media Specialist Caytlyn Calhoun
Senior Designer Stacy Coale
Assistant Production Manager Alex Dal Santo
Print Production Specialist Grace Fultz
Food Editor Vianney Rodriguez
Communications Specialist Erin Sinclair
Communications Specialist Claire Stevens
Communications Specialist Kelly Tran
Proofreader Louie Bond

TEXAS CO-OP POWER Volume 81, Number 12 (USPS 540-560). *Texas Co-op Power* is published monthly by Texas Electric Cooperatives. Periodical postage paid at Austin, TX, and at additional offices. TEC is the statewide association representing 76 electric cooperatives. *Texas Co-op Power's* website is TexasCoopPower.com. Call (512) 454-0311 or email editor@TexasCoopPower.com.

SUBSCRIPTIONS Subscription price is \$5.11 per year for individual members of subscribing cooperatives and is paid from equity accruing to the member. If you are not a member of a subscribing cooperative, you can purchase an annual subscription at the nonmember rate of \$7.50. **Co-op members:** Please notify your co-op of address changes or other subscription requests.

POSTMASTER Send address changes to Texas Co-op Power (USPS 540-560), 1122 Colorado St., 24th Floor, Austin, TX 78701. Please enclose label from this copy of *Texas Co-op Power* showing old address and key numbers.

ADVERTISING Contact Elaine Sproull at (512) 486-6251 or espru@texas-ec.org for information about purchasing display ad space in *Texas Co-op Power* and/or in our 26 sister publications in other states. Advertisements in *Texas Co-op Power* are paid solicitations. The publisher neither endorses nor guarantees in any manner any product or company included in this publication.

COPYRIGHT All content © 2025 Texas Electric Cooperatives Inc. All rights reserved. Reproduction of this issue or any portion of it is expressly prohibited without written permission. Willie Wirehand © 2025 National Rural Electric Cooperative Association.



Texas Electric Cooperatives
A Touchstone Energy® Cooperative



American MainStreet Publications



GORGING A PATH

BY PAM LEBLANC

For those hard-to-remove, unwanted plants, goats may be the greatest of all time

IN a steep, overgrown ravine in the Steiner Ranch neighborhood west of Austin, dozens of goats are buzz sawing their way through a thicket of brambles.

The ruminants work through the brush like furry, four-legged locusts, pausing now and then to share a goofy grin accented with slobbery bits of greenery. Their jaws work nearly nonstop, chewing plants along a trail that winds between houses.

The goats are here to work, hired hands in an army deployed to reduce the risk of wildfire. A blaze in Steiner Ranch during the hot, dry summer of 2011 destroyed 23 homes, and officials are eager to prevent another disaster.

That's why a homeowners association there teamed with Lake Travis Fire Rescue to hire 100 goats from Rent-A-Ruminant as part of an experimental fire mitigation program. The animals spent a week clearing out brush on 7 hard-to-access acres. After they make a first pass, human volunteers finish the job, cutting down and removing downed trees and other fire fuel.

Goats, proponents say, are cheaper, greener and safer than humans with lawn mowers or herbicides that could work their way into waterways. And they're cute.

"They go where man, machine and chemicals can't go," says Carolyn Carr, co-owner of Rent-A-Ruminant.

Goatscaping, as it's sometimes called, is just one form of modern-day goat employment. Besides putting the animals to work clearing poison ivy from urban hiking trails or tidying up grass growing around solar panels, goats can inject a bit of fun into social activities such as yoga, wine tastings and parties.



Bleating and Eating

Carolyn and her husband, Kyle Carr, own a herd of about 600 goats in Brownwood. They hire their animals out to private landowners, municipalities and businesses. Goats, they say, are an eco-friendly solution to maintaining landscaping projects large and small.

The Carrs' herd is made up of nine breeds of goat. Almost all the animals have names, which are noted on brightly colored tags attached to their floppy ears.

"Goats are great," Carolyn says as they stream out of a trailer and into a cordoned-off area of land at Steiner Ranch. Curious residents have gathered to watch the proceedings.

The Carrs started their business after inheriting an overgrown piece of property in Brownwood, about 80 miles southeast of Abilene. Carolyn joked at the time that they needed a herd of "green grazers" to tidy things up.

It turned out to be a smart suggestion. Kyle's father had been a Xerox salesman, with plenty of connections at municipalities around the state. They quickly learned that many of those cities needed help controlling brushy overgrowth.

Goats can clamber up and down steep slopes and reach awkward spaces that heavy machinery can't access. They also clip vegetation growing along sensitive waterways where herbicides shouldn't be used. Best of all? They love plants that make humans itch or stab them with thorns or assault airways, including green briar, poison ivy, ragweed and blackberries.

LEFT Goats groom the terrain of Steiner Ranch outside Austin.

ABOVE Rent-A-Ruminant owners Kyle and Carolyn Carr manage a herd of about 600 goats that can landscape in hard-to-reach areas.

The Carrs travel the state with their herd, which has trimmed up Hermann Park in Houston, munched invasive species while all but ignoring the lush lawn at the Houston Arboretum, and cut back poison ivy along the Ann and Roy Butler Hike-and-Bike Trail around Lady Bird Lake in downtown Austin.

But not just any goat can make the Rent-A-Ruminant team. Only quiet goats that don't pester people for food can become part of the traveling work crew, Carolyn says.

Sometimes, onlookers set up chairs to watch the goats in action. That's fine with the Carrs, as long as the humans don't distract the animals by feeding or petting them.

"They have a job to do, and this is not a petting zoo," Carolyn says.

Sheep, she says, can do similar work, such as "mowing grass" that grows around rows of sun-collecting panels at solar farms. Both species have their niche—sheep prefer grass over leaves, making them good at keeping lawns and weeds in check. Goats prefer leaves, so they're better at tidying up unruly brush.

In Steiner Ranch, the experiment seems to be working. The HOA and fire department split the \$9,000 tab to hire the goats, and even after a few hours, the difference is obvious.

"We have a lot of area and so much poison ivy," says Debbie Tanner-Jacobs, president of the Steiner Ranch Residential Owners Association.

As a bonus, the goats leave behind a little fertilizer, in the form of their droppings. Goats, Carolyn Carr notes, sterilize seeds that pass through their bodies, so they can't repropagate those pesky plants.



PHOTOS THIS SPREAD: PAM LEBLANC





CLOCKWISE FROM LEFT Krystal Evans of Kyle and a new friend that is not at all sheepish at a Goat Shenanigans event at the Hive coffee shop in Austin. Shirley Marek cuddles a goat at Blue Lotus Winery in Seguin. Kids get to know each other at the Hive. Katie Knox with a baby goat at Blue Lotus.

Kidding Around

San Antonio-based Goat Shenanigans puts goats to work in a different way.

On a crisp afternoon in January, 10 goat enthusiasts convene at Blue Lotus Winery in Seguin, where they sip wine and cuddle a pair of Nigerian dwarf goats, each just three or four weeks old.

Besides happy hours with goats, the company organizes yoga classes, toddler gatherings, movie nights and beer tastings, all in the company of adorable baby goats.

They'll even deliver a "goat gram"—a livelier version of the traditional candy gram—to your home to celebrate a special occasion. A single-goat visit lasts 20–30 minutes, but you can add additional ruminants to the order.

Goat Shenanigans also offers ranch visits. Visitors can pay for a 10-, 30- or 60-minute session on the goats' home turf, on the northwest side of San Antonio.

"Whenever a goat is involved, it's going to be a good time," says Laura Romer, manager of Goat Shenanigans. "The best thing about them is they have different personalities. A cow is a cow, but a goat has its own unique personality. They're very loving, very playful and emotionally intelligent. They bring out so much joy in people."

The goats seem to enjoy their work. Aside from a chorus of high-pitched bleats that sound like out-of-tune harmonicas,

they zoom around an outdoor patio at the winery and accept an overflow of snuggles from their admirers.

"They're not afraid of people," Romer says. "They're motivated by food and love to be cuddled."

Allyson Marek of San Marcos learned about Goat Shenanigans through social media and bought tickets for the wine tasting with goats for herself and her parents for Christmas.

"They're just so cute and mischievous and silly," Marek says as she holds one, a bright-eyed armful of soft hair named Thor with a tongue that sticks out with each bleat. "Oh my gosh, amazing. They're so soft, so chill, so very awesome."

One day, when she has enough land, Marek says, she hopes to own her own herd. She dreams of raising goats for their milk and to make cheese and soap.

Another afternoon, a dozen children and their parents (along with a few adults who can't resist) gather at the Hive coffee shop in South Austin to mingle on an outdoor patio with four animated, beagle-sized baby goats.

"I like how they're kind of like dogs but cuter," says Evelyn Jackson, who has come to the event with her mother, a sister and a friend.

All around Jackson, kids—the human kind—offer the hardworking goats kibble and pet their soft bodies. Two of the goats wander into the coffee shop's garden, where they sample herbs growing in a raised bed. Another hops onto a picnic table and stares down a woman sitting there.

"How can you be upset with a baby goat in your arms?" asks goat wrangler Sarah O'Brien, who is doing her best to keep her charges in line.

You can't. And that's why we need more goats in the workforce. ■

TCP Watch the video on our website and get to know these hardworking and lovable animals.



BY PATTI PFEIFFER

Steel to the Stars

While a consequential steel mill rusts, locals ensure memories shine on

The Lone Star State is known around the world. The town of Lone Star, however, isn't well known—even among Texans.

But it should be. So says a group of 13 volunteers working to bring light to the East Texas town of 1,400 people about an hour southwest of Texarkana. They want to share the rich history of its steel plant, metal from which spanned the skies over Vietnam and the subsurface of the oil industry and deeply impacted the U.S. economy, environment and space exploration.

They call themselves the Ladies of Lone Star, and their goal is plain.

"We want to gather memories and record as much of the history of Lone Star Steel as possible for future generations," Lesley Dalme says.

It all began with an idea about décor.

Randy Hodges, former Lone Star mayor who was technical services manager when his 45-year career at the plant ended with its closing in 2020, proposed adorning the walls of the Lone Star Senior Citizens Center with pictures of the plant. The framed photos caught the attention of locals, and the project was born.



PHOTOS THIS SPREAD: COURTESY LADIES OF LONE STAR


The Ladies of Lone Star collect photos, documents and memorabilia to preserve and showcase the town's shuttered steel mill.



F.J. Murray, Drell Adamsy, L.B. Williams, C.G. McMaharry, Glenn Harris, Houston Becker make up another cutoff crew.

Photos and Text by Dave Lewis

RECORDING—Due to still-scheduling requirements, some on-planet scenes have been pictured more than once while working on different scenes. There may also be some who participated in the record-setting landing team who aren't pictured. However, everyone involved is credited with the team effort required to set such records.



COURTESY LADIES OF LONE STAR



JAY PATRICK

CLOCKWISE FROM LEFT Several volunteers from the Ladies of Lone Star in the mill's chapel, the site of hundreds of plant employees' weddings over the years. A wind tunnel that could simulate the vacuum of space using blast blowers. Randy Hodges, the former mayor of Lone Star who worked at the plant for 45 years, with his father's hard hat. From left, former mill worker Bruce Shimpock and Lesley Dalme and Lanita Goodrum of Ladies of Lone Star look over artifacts.

I sat down with three members of the Ladies of Lone Star as well as Hodges and John Shivers, a former plant manager and vice president. For nearly two hours in the chapel on the grounds of the shuttered plant, I listened and learned about the steel industry, the plant's history and the impact it had on people, places and events far and wide.

The plant was built with federal funding during World War II in the small town of Lone Star, selected because of its strategic location. Nearby are ore, limestone and coal—the three essentials for steel production—and the Port of Houston is driving distance.

While the 600-acre plant came about because of the war, steel didn't start rolling out until the mid-1940s, after the war's end. In the early 1950s, the oil industry began booming and with it the market for pipe.

"An idea came about to buy surplus war project product

to manufacture oil pipe," Shivers says. "It took two years to adjust production and install necessary mills at a cost of \$76 million. The oil industry fluctuated, going from boom to bust. Likewise, LSS profited hugely and suffered severely."

LSS also played a role in the Vietnam War.

"We would make large-diameter tubes to be used as bomb casings, which would be cut to bomb length, shipped by rail or truck to an ammunition plant in Karnack, filled with ammo, a fin was attached, then they would be transported to the Port of Houston," Shivers says.

The steel mill had a wind tunnel that could simulate the vacuum of space using blast blowers. Known as the Ordnance Aerophysics Laboratory, the highly secure site operated from 1945 to 1968 and employed hundreds of scientists, technicians and engineers. Department of Defense contractors conducted thousands of tests for supersonic jet engines, guided missiles and spacecraft components for the military and NASA.

"The facility was well-known around the community, but because of security, it was not known around the country," Hodges says. "They researched and designed rocket engines here, including components used for the Saturn rocket. They would bring equipment in on a bread truck, and once inside the plant, securely situated behind closed metal doors, the bread truck doors would open, and parts would be unloaded."

Members of the project liked the area so much, amid the verdant Pineywoods and alongside the 1,500-acre reservoir



COURTESY LESLEY DALME

“We want to gather memories and record as much of the history of Lone Star Steel as possible for future generations.”

built for the steel plant, many of them stayed and went to work for LSS.

They brought with them a wealth of knowledge and talent that led to industry innovations. For example, a device that scrubbed smokestack emissions was developed at LSS, Shivers says.

“It cleaned better than anything on the market,” he says. “We sold it to other cities—Houston, Shreveport—a nuclear facility in Georgia, and other customers in the U.S. and abroad.”

However, economic downturns in the 1980s plagued the steel industry. In 1989, Lone Star Steel filed for bankruptcy.

“Our labor contract expired, and we worked two years without one,” Shivers says. “We just kept going, no contract and no complaints. It took a couple of years, but we came out of bankruptcy and paid off 85% of the debt, and a few years later were profitable again.”

In 2007, U.S. Steel purchased the plant for more than \$2 billion. Nine years later the mill was idled and then completely shuttered in 2020. At the height of production, the company reportedly employed more than 6,000. Now, other than security personnel, the facility is vacant. Equipment sits silent while rust and dust mount.

The Ladies of Lone Star are dedicated to preserving documents dating to the early 1940s and photographs showcasing the plant’s long and vibrant history. They also have begun meeting with former employees, recording and then transcribing their stories to be compiled into a book chronicling the mill’s story.

“The plant is being dismantled, and eventually it will be no more,” says Lanita Goodrum, one of the volunteers. “And it’s even more important that people know what made Lone Star, what those men did in that plant and the impact it had on our nation.”



JAY PATRICK

When our time together winds down, Hodges, who started at the steel plant in 1974, offers a trip to the senior center—an invite I eagerly accept. As we walk by each photo on the walls, he enthusiastically explains the images.

“I worked with World War II vets, young men with families—our plant was filled with people like that, hardworking parents who had to make a living regardless of the long hours, the hard and dangerous work,” he says. “In a world that was so divided, we were working for a common cause.”

On top of a piano is something that goes beyond mere nostalgia—Hodges’ father’s hard hat from his long career at the plant. “His first paycheck in 1953 is what paid for my mother to go and me to be born at a hospital,” Hodges says. “It was more than a job and career. We were family.”

And it was a family that survived, thrived, accomplished a lot and had an enormous impact. They are proud of LSS, still—its impact of 80 years, from Earth to the heavens, the industries it changed from oil to aerospace, and the lives it touched.

As Shivers says, “Our footprint ranges far beyond this steel plant.” ■

Attention Caregivers

Easy-to-use phone for:

- ✓ Stroke
- ✓ Dementia
- ✓ Seniors Who Prefer Simplicity

- ✓ Low Vision
- ✓ Parkinson's



RAZ Memory Cell Phone

- Tap picture to call
- No apps or menus
- Caregiver manages contacts & settings remotely



888-765-3099

razmobility.com/affinity



FREE!

Flip Phone or Smartphone



and Up To Three Months FREE Service!

Unlimited Talk and Text \$15 <small>STARTING AT PER MONTH</small>	Talk, Text and Data \$20 <small>STARTING AT PER MONTH</small>
---	---



844-809-0123

AffinityCellular.com

Tactical Meets Practical

Luxury Swiss brands like Rolex® and Patek Philippe® charge thousands, but the Stauer Swiss Tactical Watch delivers the same precision for less. Inspired by military timepieces like the A-11, it's built for action with rugged design and expert craftsmanship.

Swiss Precision, Limited Edition

Each watch takes nearly nine months to complete and only 4,900 will be made. Crafted by master watchmakers — some from top luxury brands — this is true Swiss quality without the inflated price.

Built for Performance

With high-contrast markers, a shock-resistant case, and Swiss-made movement, it's designed for reliability, not status.

Limited Offer – Act Now

Why pay more when you can own precision, heritage, and adventure for less? With only 4,900 available, when they're gone, they're gone. Order now — time is running out.

Watch Specifications:

- Made in Switzerland with precision
- Swiss Ronda 515 movement.
- Stainless steel caseback.
- Brown leather band.
- 44 mm diameter case.
- Date window at 3 o'clock.
- Water-resistant to 3 ATM.
- Fits wrists up to 8 1/4"

Stauer Swiss Tactical Watch

~~-\$399~~ \$59*

+ S & P Save \$340

**Special price only for customers using the offer code.*

1-800-333-2045

Your Insider Offer Code: SST208-01

Stauer®

14091 Southcross Dr. W.
Dept. SST208-01
Burnsville, MN 55337 | www.stauer.com



*Made in
Switzerland*



A Timeless Haven Tailored for Your Craft.



From a small garage to tinker on your vintage automobile to an elaborate workshop to focus on your woodworking hobby, a residential storage and hobby building designed and constructed by Morton is crafted to provide a stronger, longer-lasting, better-looking structure customized to fit your needs. Don't settle for second best — because Morton has a quality that's unmistakable, just like you.

Visit mortonbuildings.com or call 800-447-7436.



Built Stronger. Lasts Longer. Looks Better.



MESSAGE
FROM
GENERAL
MANAGER/
CEO

JEFF LANE

Safety Starts With You

ELECTRICITY PLAYS many roles in our lives, powering baby monitors, cellphones and lighting and running air conditioners and appliances. No wonder we've gotten so comfortable with its instant availability that when we flip a switch, we expect our systems and devices to do the job.

Remember, every electrical device has a purpose and a lifespan. While we can extend their operations with maintenance and care, none are designed to last forever. Periodic inspections can prevent hazards from becoming dangerous.

GFCIs

Outdoor outlets and those in potentially damp locations like the kitchen, bathroom or laundry room typically include ground-fault circuit interrupters.



GFCIs are designed to detect abnormal current flows and break the circuit to prevent potential electric shocks.

The average GFCI outlet is designed to last about 10 years, but in areas prone to electrical storms or power surges, they can wear out in five years or less. Check them frequently by pressing the test button. Make sure you hit the reset button when you're done. Contact a licensed electrician to replace any failing GFCI outlets.

Outlets and Switches

Unstable electrical outlets or wall switches with signs of heat damage or discoloration are early warnings of potential shock or electrical fire

hazards. Loose connections can allow electrical arcing. If you see these warning signs, it may be time to contact an electrician.

Surge Protectors

Power strips with surge protectors can help safeguard expensive equipment like TVs and computers from power spikes. Voltage spikes are measured in joules, and surge protectors are rated for the number of joules they can effectively absorb.

If your surge protector is rated at 1,000 joules, it should be replaced when it hits or passes that limit. When the limit is reached, protection stops and you're left with a basic power strip.

Some surge protectors include indicator lights that warn you when they've stopped working, but many don't. If your electrical system takes a major hit, or if you don't remember when you bought your surge protector, it might be time for a replacement.

Extension Cords

If you use extension cords regularly, you may need to call an electrician to add more outlets.

With a growing number of electrical devices connecting your family to the electricity you get from Trinity Valley Electric Cooperative, having enough outlets in just the right spots can be challenging. Remember, extension cords are designed for temporary use.

Watch out for cords that get noticeably warm when in use; they might be undersized. If a cord shows any signs of frayed, cracked or heat-damaged insulation, it should be replaced.

If the grounding prong is missing, crimped or loose, it will not provide the protection it's designed to. And always make sure that extension cords used in outdoor or potentially damp locations are rated for exterior use.

Electricity is an essential necessity for modern living, and TVEC is committed to providing safe, reliable and affordable power to all our members. We encourage you to keep these safety tips in mind so you can address potential hazards before damage occurs. ■



COOL POOL SAFETY TIPS

Follow these tips for safe pool-time fun:

Keep electric radios, TVs, grills, lights and other electrical appliances at least 10 feet from pools and wet surfaces. Use battery-powered appliances whenever possible.

Electric appliances should not be used outdoors unless they have a heavy-duty cord and three-pronged plug.

Outdoor electrical outlets should be weatherproof and equipped with a ground-fault circuit interrupter.

Swimming pools should be well away from overhead wires to avoid contact when using long-handled equipment.

If you think you're being shocked while in the water, move away from the source of the shock. Get out of the water, if possible, without using a metal ladder.

Stay safe this summer. Don't swim with shocks!

Trinity Valley EC encourages you to always practice safety.

PHOTO: DIGITAL VISION

Trinity Valley Electric Cooperative

A Touchstone Energy® Cooperative 

CONTACT US

1800 E. Highway 243
Kaufman, Texas
Local (972) 932-2214
Toll-Free 1-800-766-9576
Web tvec.net

Board of Directors

Howard Tillison, Chairman, District 6
Carolyn Minor, Vice Chairwoman, District 1
Derrick Hoelscher, District 4
Jeff Priest, District 2
Paul Weatherford, District 3
Edward Reeve, Secretary, District 5
Jack Endres, District 7

General Manager/CEO

Jeff Lane

24/7

Outage Hotline Numbers

For information and to report outages, please call us.

TOLL-FREE
1-800-967-9324

AUTOMATED ASSISTANCE
1-800-720-3584

ABOUT TRINITY VALLEY EC

TVEC operates in Anderson, Dallas, Henderson, Hunt, Kaufman and Van Zandt counties.

OFFICE LOCATIONS

Kaufman District Headquarters
1800 E. Highway 243, Kaufman

Athens District Office
909 W. Larkin St., Athens

Cedar Creek District Office
1012 W. Main St., Ste. 102
Gun Barrel City

Wills Point District Office
582 N. Fourth St., Wills Point

Lobby Hours
8:15 a.m.–4:45 p.m.

VISIT US ONLINE
tvec.net



Hurricane Preparedness Guidelines

Hurricane season is June 1–November 30

If you're under a hurricane warning, find safe shelter right away.

When a hurricane is 36 hours from arriving:

- ▶ Turn on your TV or radio in order to get the latest weather updates and emergency instructions.
- ▶ Restock your emergency preparedness kit. Include food and water sufficient for at least three days, medications, a flashlight, batteries, cash, and first-aid supplies. Learn how to build an emergency kit at ready.gov/build-a-kit.

When a hurricane is 18–36 hours from arriving:

- ▶ Bookmark your city or county website for quick access to storm updates and emergency instructions.
- ▶ Bring indoors any loose, lightweight objects that could become projectiles in high winds (e.g., patio furniture and garbage cans); anchor objects that are unsafe to bring in (e.g., propane tanks); and trim or remove trees close enough to fall on a building.

When a hurricane is six to 18 hours from arriving:

- ▶ Turn on your TV or radio or check your city or county website every 30 minutes for the latest weather updates and emergency instructions.
- ▶ Charge your cellphone so you will have a full battery in case you lose power.

When a hurricane is six hours from arriving:

- ▶ If you're not in an area that is recommended for evacuation, plan to stay at home or where you are, and let friends and family know where you are.
- ▶ Close storm shutters and stay away from windows. Flying glass from broken windows could injure you.
- ▶ Turn your refrigerator or freezer to the coldest setting and open only when necessary. If you lose power, food will last longer. Keep a thermometer in the refrigerator to be able to check the food temperature when power is restored.

To stay safe during a hurricane:

- ▶ If told to evacuate, do so immediately. Do not drive around barricades.
- ▶ If sheltering during high winds, go to a Federal Emergency Management Agency safe room; International Code Council 500 storm shelter; or a small, interior, windowless room or hallway on the lowest floor that is not subject to flooding.
- ▶ If trapped in a building by flooding, go to the highest level of the building. Do not climb into a closed attic; you may become trapped by rising floodwaters.

To stay safe after a hurricane:

- ▶ Listen to authorities for information and special instructions.
- ▶ Do not touch electrical equipment if it is wet or if you are standing in water. If it is safe to do so, turn off electricity at the main breaker or fuse box to prevent electric shock.
- ▶ Avoid wading in floodwaters, which can contain dangerous debris. Underground or downed power lines can also electrically charge the water.

Preparación para huracanes

La temporada de huracanes es del 1 de junio al 30 de noviembre

Cuando un huracán está a 36 horas de llegar:

- ▶ Prenda su televisor o radio para obtener las últimas actualizaciones meteorológicas e instrucciones de emergencia.
- ▶ Reponga su kit de emergencias. Incluya alimentos y agua suficientes para al menos tres días, medicamentos, una linterna, pilas, dinero en efectivo y suministros de primeros auxilios. Aprenda como construir un kit de emergencia en ready.gov/build-a-kit.

Cuando un huracán está a 18–36 horas de llegar:

- ▶ Marque como favorito el sitio web de su ciudad o condado para el acceso rápido de las actualizaciones de tormentas e instrucciones de emergencia.
- ▶ Traiga adentro objetos sueltos y ligeros que puedan convertirse en proyectiles con vientos fuertes (por ejemplo, muebles de patio y botes de basura); sujete objetos que no serían seguros para llevar adentro (por ejemplo, tanques de propano); y recorte o retire los árboles que están lo suficientemente cerca como para caer en un edificio.

Cuando un huracán está a 6–18 horas de llegar:

- ▶ Encienda su televisor o radio, o visite el sitio web de su ciudad o condado cada 30 minutos para obtener las últimas actualizaciones meteorológicas e instrucciones de emergencia.
- ▶ Cargue su teléfono celular para que tenga una batería llena en caso de que pierda energía.

Cuando un huracán está a seis horas de llegar:

- ▶ Si no se encuentra en un área recomendada para la evacuación, planifique quedarse en su casa o donde se encuentra y avise a sus amigos y familiares donde se encuentra.
- ▶ Cierre las contraventanas y aléjese de las ventanas. Los vidrios que vuelan de las ventanas rotas podrían dañarle.
- ▶ Ajuste la temperatura de su refrigerador o congelador a la posición más fría y ábralos solo cuando sea necesario. Si pierde la energía, la comida durará por más tiempo. Mantenga un termómetro en el refrigerador para poder verificar la temperatura de los alimentos cuando se restablezca la energía.

Para mantenerse a salvo durante un huracán:

- ▶ Si se le indica que evacue, hágalo inmediatamente. No maneje alrededor de las barricadas.
- ▶ Si se refugia durante vientos fuertes, vaya a una habitación segura de la Federal Emergency Management Agency, refugio contra tormentas del International Code Council 500 o una habitación o pasillo pequeña e interior sin ventanas en el piso más bajo que no esté sujeto a inundaciones.
- ▶ Si queda atrapado en un edificio por inundación, vaya al nivel más alto del edificio. No suba a un ático cerrado porque usted puede quedar atrapado por las crecientes inundaciones.

Para mantenerse a salvo después de un huracán:

- ▶ Escuche a las autoridades para obtener información e instrucciones especiales.
- ▶ No toque el equipo eléctrico si está mojado o si está parado en el agua. Si es seguro hacerlo, apague la electricidad en el interruptor principal o en la caja de fusibles para evitar una descarga eléctrica.
- ▶ Evite vadear en el agua de la inundación, que puede contener desechos peligrosos. Las líneas eléctricas subterráneas o caídas también pueden cargar el agua eléctricamente.

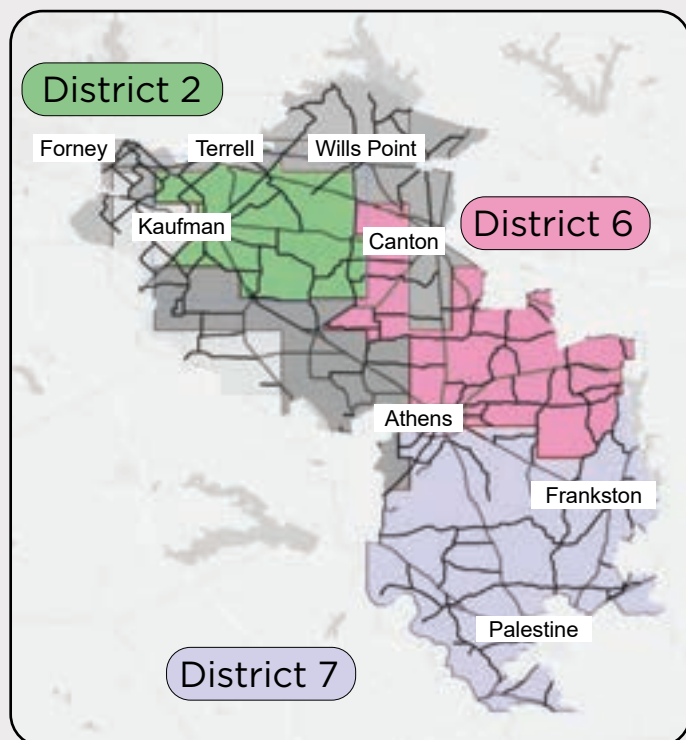


Notice of Board Election

Trinity Valley Electric Cooperative will hold an election for the board members representing District 2 (incumbent: Jeff Priest), District 6 (incumbent: Howard Tillison) and District 7 (incumbent: Jack Endres) in conjunction with the annual meeting to be held in October.

As a member, if you are interested in having your name placed before the nominating committee to represent your district, you must complete a nomination form. Qualifications are included on the form.

Contact Leah Bass at (469) 376-2297 to obtain a nomination form. Forms must be received at the TVEC headquarters office in Kaufman by 4:45 p.m. July 1.



Check your billing statement or call TVEC member services at 1-800-766-9576 to verify your board district.

Give Your Washer and Dryer a Longer Life

YOU CAN EXTEND the life of your washer and dryer—and your clothes too—by treating your appliances with care on laundry day. Here's how. 9961002

Clean the dryer's lint filter after every use. Occasionally vacuum the chute that houses the filter.

Unfasten the duct from the dryer at least once a year and vacuum it.

Cut down on drying time if your clothes consistently come out wrinkled. That means you're overdrying.

On nice days, skip the dryer completely by installing and using a clothesline.

Avoid overloading your washing machine with comforters, rugs and large blankets. Look in your owner's manual to learn how much weight your washer's tub can handle.

Balance your load. Washers can fail when heavy loads bang around in an unbalanced machine.

Replace your water intake hoses every five years, even if they look OK. Older hoses are prone to bursting. ■



JAMES PAULS | ISTOCK.COM



TVEC ENERGY
MANAGEMENT
SUPERVISOR
CHRIS WALKER

Fallacies and Facts About Home Energy Consumption

Fallacy: Using a bigger air conditioner will cool my house better.

Fact: A smaller air conditioner that runs for a slightly longer period is more efficient than a larger unit that cools the house

with short run times. Having an AC professional determine the right-sized system for your home is the optimal solution.

Fallacy: Using an old refrigerator or freezer as a spare is reasonable.

Fact: Old fridges and freezers are usually significantly less efficient than newer models, and keeping the appliance going can cost extra money for minimal benefit. Consider getting rid of the old fridge and using an ice chest instead when you occasionally need additional cold storage.

Fallacy: The way I use my kitchen stove does not affect energy use.

Fact: Cooks can reduce energy use by about half when using the kitchen stove by setting low-heat temperatures, covering pots and pans, or using copper-bottomed pans, which are the best conductors of heat. On an electric stove, turning off the burners to let residual heat finish cooking—and using pans the same size as the burner—can save energy. And preparing food in pressure cookers, microwaves or air fryers uses much less energy than stoves.

Fallacy: Ductwork should be sealed with duct tape.

Fact: Despite the name, duct tape is not the best tool for the

job. Poor surface preparation and dusty environments often cause the tape to fall off. The tape also is not as durable as the preferred sealants—mastic or metal tape.

Fallacy: Ceiling fans only save energy during warm weather.

Fact: Circulating air with ceiling fans saves money in all seasons—when on the right setting. In summer, change the rotation of the blades to counterclockwise to direct air down, making the room feel up to 4 degrees cooler. In winter, direct air upward with the blades rotating clockwise.

Fallacy: Heat always rises.

Fact: Warm air rises, but heat can travel in many directions, depending on what forces are acting on it.

Fallacy: Setting the thermostat to a cooler temperature than ultimately needed will make the air conditioner cool faster.

Fact: An air conditioner runs at the same rate until it reaches the thermostat setting. If you set it to a colder temperature, you might forget to put it back to normal and use more energy than necessary.

Fallacy: Washing clothes in hot water is necessary to clean them.

Fact: While warm water might be necessary to remove oil, dirt or infectious germs, doing laundry with cold water is sufficient for most washes. Heating water consumes the majority of the energy used to do laundry. ■

Consider
IT HOT

A PODCAST FOR MEMBERS

WHAT DOES IT MEAN?

The term "hot" in electrical distribution indicates that a line is about to be energized.

Power up your knowledge on the podcast that sparks conversations about energy savings, safety tips, co-op news, and the future of electricity!

New episodes every month!

WARNING

Listening to this podcast may result in:

- Learning how to save energy
- Knowing the latest co-op news
- Staying safe around electricity
- Hearing about Operation Round Up
- Winning a prize... just for listening



JOHN ZEL LMER | ISTOCK.COM

One Spark Is All It Takes

WILDFIRES START unexpectedly and move quickly and unpredictably, destroying everything in their path.

If fire is reported near your community:

- ▶ Place photos, vital records and small items of value in your car. Park your car facing the direction of escape.
- ▶ Clear a firebreak around buildings.
- ▶ Shut gas off at the meter. (Only a qualified professional can safely turn the gas back on.)
- ▶ Turn off propane tanks.
- ▶ Leave the electricity on, especially if it powers a well.
- ▶ Turn on sprinklers. Wet down shrubs close to structures.
- ▶ Wet down roof and above-ground fuel tanks.
- ▶ If advised to evacuate, do so immediately. Be alert to changes in the speed and direction of fire and smoke.

Prevention:

- ▶ Take care with flammables.
- ▶ Mow grass short. Rake leaves. Clear away refuse.
- ▶ Keep hay bales and firewood away from structures, electric lines and rights-of-way.
- ▶ Allow your co-op to keep power lines and rights-of-way free of trees and shrubs.
- ▶ Trim dead or dormant shrubbery away from houses and other structures.
- ▶ Make a family evacuation plan. Have an inventory of home valuables in a fireproof box. ■



Kaufman Burgers

Easy to miss if you aren't looking, this little house brings the flavor.

MUCH OF THE TRINITY VALLEY ELECTRIC COOPERATIVE'S operations team is based in Kaufman, so you may see a lot of TVEC logos on trucks at local eating establishments.

Just south of downtown is an orange house with barely a sign, but inside Kaufman Burgers you will find all the beefy goodness you expect from a greasy spoon.

"It has an old-school environment with some real down home-cooked burgers," said Chad Marshall, TVEC manager of safety and loss control. "I always get the bacon double cheeseburger with loaded fries. Really with any burger, you can't go wrong."

The menu does feature other items, of course, including a range of hot sandwiches, nachos and salads. Sides include the popular seasoned fresh-cut fries and stuffed jalapeños.

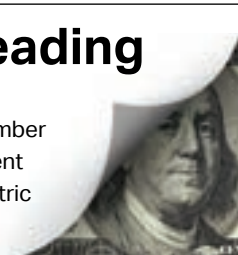
"I don't know what it is on the seasoned fries, but I believe it is from Heaven," Marshall said.

Kaufman Burgers is located at 807 S. Washington St. in Kaufman. Find them online at kaufmanburgerstx.com. ■



Win \$100 Just for Reading

Somewhere hidden on pages 16–23 is a TVEC account number. Read closely. If the account number is yours, contact the member services department by June 30 to receive a \$100 credit on your electric bill. Don't miss out—you could be our winner.



TVEC
TRINITY VALLEY ELECTRIC COOPERATIVE

Energy Quiz



What natural resource provides the highest percentage of electrical generation in Texas?

- A.** Natural Gas
- B.** Coal
- C.** Hydropower

Win **\$100!**

Send your answer and contact information to contest@tvec.coop or contact TVEC Member Services by June 31. One \$100 bill credit winner will be chosen from all correct replies. Look for the correct answer in a future **Texas Co-op Power**.

May Energy Quiz: Nuclear Milestone

THE UNITED STATES' EFFORTS to harness nuclear power was called the Manhattan Project, but the first controlled nuclear reaction happened in an experiment at the University of Chicago.

The success proved several theories about how to control nuclear reactions, and paved the way for using nuclear energy for both military and civil applications. There are about 440 nuclear power plants in operation around the world, two of which are in Texas.

Congratulations to our March Energy Quiz winners, Bobby and Tina Jones, of Tool.

Look for the winner of this month's contest in the August issue of **Texas Co-op Power**. ■



Charitable Foundation

Member Donations Add Up for Veterans Memorial

SUPPORT FOR MILITARY VETERANS and associated causes form a sizeable part of grants funded by Trinity Valley Electric Cooperative members' donations, totaling more than \$70,000 since 2013.

Included in that are grants to organizations who maintain area veterans memorials, including the Kaufman County Veterans Memorial Park, which received \$2,500 in March.

"That is very beneficial to us," said Robert Hunter, Kaufman County Veterans Service Officer. "The board is trying its best to procure and install a Gold Star Families Memorial Monument. They are very beautiful with four granite stones."

The Kaufman memorial currently includes a number of meaningful displays including monuments with the names of Kaufman County veterans who died serving the nation, a seven-eighths scale version of the Vietnam Veterans Memorial Wall, an army tank and more.

Their most recent addition also has a TVEC tie, as line crews from the co-op assisted in the installation of a Cobra helicopter that was donated last year.

"The guys came out and used their equipment to lift the helicopter up so we could pull the trailer out from underneath, then lowered it back to the pad," Hunter said. "There is getting to be a little collection out there."

The Kaufman County Veterans Memorial Park is located at 3800 S. Houston St. in Kaufman, adjacent to the Kaufman Library.

Find out more and hear a full interview with Hunter in the May edition of the TVEC Consider it Hot podcast at tvec.net/podcast or wherever you listen to podcasts. ■



Kaufman County Veterans Service Officer Robert Hunter (right) and memorial board member Ray Raymond accept an Operation Round Up grant from Laura Melton, TVEC PR Supervisor.



APRIL 2025 Operation Round Up Awards

Thank you for turning your coins into change!



Grants

Faith In Action	\$5,000
Isaiah 40:31 Foundation	\$4,000
Kaufman HS - NOW Backpack	\$4,000
LaPoyner ISD	\$3,000
Lila Lane Outreach	\$4,000
Promiseland Preschool, Kaufman	\$3,000

Bill Assistance

Helping Hands of Mabank	\$5,000
Henderson County Help Center	\$5,000



Texas Chilly

The cold truth about ice in the era before rural electrification

BY RANDY MALLORY

FROZEN WATER—SO SIMPLE, yet so taken for granted. It conquers a sizzling day like water extinguishes fire, and wherever there's electricity, there's ice—in just about every home, restaurant and grocery store.

The sweltering truth is that for most of Texas' history, there was precious little ice to tame the dog days of summer. In fact, until the mid-1800s, the only ice in Texas—except during winter—came from cold-climate northern states. It was cut from frozen lakes and rivers up north, then shipped to ports like Galveston.

The ice trade helped preserve food and drink for a growing coastal population. Inland families were left to rely on the time-tested preservation methods of drying, smoking, salt-curing and pickling the foods they raised.

During the Civil War, Union blockades of Confederate ports cut off the northern ice supplies. So in the early 1860s, desperate Texans smuggled in—via Mexico—an ice machine designed by French inventor Ferdinand Carré that used ammonia to absorb heat and freeze water. Around 1865, Daniel Holden redesigned and installed a more commercially promising Carré machine in San Antonio.

Icehouse workers at the loading dock in Silsbee.

The artificial ice cost 5 cents a pound, half the high rate of New England ice at the dock. But with beefsteaks selling for 2 cents a pound, artificial ice remained, according to a local newspaper, “one of the greatest luxuries of civilization.”

Shortly after the Civil War, ice in the Alamo City was so important that the city sported three of the nation’s eight ice plants. Texas’ passion for human-made ice led to many firsts in the artificial ice industry.

The first refrigerated slaughterhouse opened in 1871 in Fulton. The first commercial ammonia-compression plant was built in 1873 in Jefferson. That same year brought the first cross-country refrigerated meat shipment, by rail from Denison to New York.

During the late 1800s, as railroads cobwebbed across Texas, railcars began transporting perishables refrigerated by ice blocks enclosed in insulated corner bunkers. The melting ice had to be replenished, so ice plants and storage houses popped up all along the rail lines.

Assured of cold shipment to far-off buyers, Texas’ beef, fruit and vegetable industries expanded like never before.

Today, one of the few remaining southeast Texas icehouses sits beside the railroad tracks in Silsbee, north of Beaumont.

The original icehouse, incorporated in 1909, burned, but in 1915, it reorganized as Silsbee Ice, Light and Power Co. Gulf States Utilities Co. took it over in 1926 and constructed the current building. The Spanish Revival-style structure with a red-tile roof was described as “beyond a doubt the most modern structure in Silsbee.”

Now the distinctive facility is home to the Ice House Museum and Cultural Center, which tells the story of ice and illuminates other little-known topics of regional history.

It looks much as it did a century ago. Near the entrance sits the original well, well house and water lines that carried water to the icehouse. Other original lines lead toward the adjacent railroad sidetrack, where locomotives took on water for their steam engines, according to Susan Shine Kilcrease, museum director.

The building boasts the original loading docks where a dozen or so employees catered to local customers and loaded ice blocks into insulated railcars for shipment.

“It was a very busy place—a community gathering place, really,” says Kilcrease, a Silsbee native with deep local roots. “When I was a kid, I remember coming to the dock and ringing the service bell. I was fascinated when a huge block

of ice would slide out of the chute, and we’d load it onto our truck.”

In addition to selling ice and chilled bottled beverages, the icehouse also had hooks inside where locals could temporarily hang a side of beef or a deer. Seasonally the icehouse kept watermelons cold for sale, a rare treat before home refrigeration.

Inside today’s museum, information panels detail the artificial ice production process.

Well water was filtered and pumped into galvanized cans that could each hold 312 pounds of ice and required cranes and hoists to move. It took 36 hours to freeze the facility’s 336 cans. The process produced an average of 30 tons of ice a day.

To meet growing home demand for cold goods, icehouses began delivering ice blocks door-to-door to subscribers. Made of wood, lined with tin or zinc, and insulated with materials such as cork or sawdust, iceboxes contained one compartment for ice and another for food. A drip pan collected water and had to be dumped periodically.

Messy as it was, this appliance transformed ice from a luxury to a necessity. Its legacy lives on every time a Texan says “icebox” instead of refrigerator. In front windows, customers placed a square cardboard sign with numbers—10, 20, 30 or 40—informing the delivery crew how many pounds of ice to bring inside.

The iceman’s job could prove a slippery challenge, explained Darrell Shine, Kilcrease’s father, in a 2000 interview. As a boy, Shine delivered ice seven days a week each summer with his grandfather Jim Shine, who drove Silsbee Ice Co.’s delivery wagon.

Shine remembered that at 10 or 12 years old it was hard to carry a 50-pound block and work around the ice hook to get it into the icebox. “Sometimes you’d accidentally knock stuff out,” he said. “Many a time I’ve cleaned up milk spilled on the kitchen floor.”

Rural electrification and the widespread use of electric refrigerators eventually reduced the need for block ice. In response to the changing marketplace, ice manufacturers zeroed in on cubed and crushed ice.

Indeed, record-setting Texas heat still seems to fire up our collective gratitude for one of life’s most common luxuries—clear, cold ice! ■



Amazing Grace Danforth

The trailblazing doctor was a champion of women's rights

BY CLAY COPPEDGE • ILLUSTRATION BY STEPHANIE DALTON COWAN

THE DALLAS *Daily Times-Herald* tried to compliment Dr. Grace Danforth by saying she was “a woman with a man’s mind,” but the pioneering physician had a mind all her own.

Danforth was the first woman accepted as a member of the Dallas County Medical Association, the first woman to practice medicine in Williamson County and a founding member of the Texas Equal Rights Association.

Danforth was also a member of the Woman’s Christian Temperance Union, which made her death from a drug overdose all the more puzzling.

Born in Wisconsin in 1849, she lived

most of her life in Texas, moving with her family to northeast Texas as a young child.

For a while it appeared she would follow in her father’s footsteps as a traveling music teacher, but she found the classroom too confining. She considered bookkeeping and pharmacy before deciding on medicine, studying at the Woman’s Medical College of Chicago, where she first became involved in the campaign for women’s voting rights.

She returned to Texas as a licensed physician and dedicated suffragist.

By 1889, she was practicing medicine in the small town of Granger, north of Austin, at a time when there were only

a few thousand female doctors in the U.S. She organized local suffrage groups and promoted their activities. She advocated for inviting visionary suffragist Susan B. Anthony to Texas.

We know now that Danforth suffered from cluster headaches, which are uncommon, unpredictable and debilitating. And even though Danforth may have prescribed laudanum, a tincture of opium dissolved in alcohol, to treat pain and other ailments in her patients, she didn’t take it herself.

It’s possible she only took it once, on the night of her 46th birthday, February 21, 1895, when she died of an overdose. Stories about her death vary. Some say she overdosed on the drug antipyrine; others say laudanum.

Armies and expeditions of the day didn’t leave home without laudanum. Lewis and Clark took the drug, along with some raw opium, on their voyage of discovery. Doctors in the 19th century prescribed laudanum for nearly everything: colds, meningitis and even heart diseases.

Laudanum, it seems, never failed to make patients feel better. Unless it killed them.

Wayne Bethard, a pharmacist and historian in Texas, wrote in his book *Lotions, Potions, and Deadly Elixirs* that laudanum, like today’s opiates, lowers a patient’s pain threshold. Over time it takes more medicine to treat the same pain, but someone who doesn’t take narcotic pain medication has no tolerance to the drug. A dose large enough to calm a cluster headache could be fatal.

“Dr. Danforth was one of the most remarkable women in Texas,” the *Daily Times-Herald* wrote the day after her death. She was buried in the Granger City Cemetery.

“There was a great prejudice existing against her sex entering the learned professions, and it is not likely she got much practice,” the newspaper wrote. “But she was a woman of a vigorous and active mind, and she soon took a leading part in all reforms.” ■

Summer Pastas

We say summer, but you'll be turning to these dishes all year

BY VIANNEY RODRIGUEZ, FOOD EDITOR

A pan of homemade lasagna bubbling away in the oven is so dreamy, but this food editor is busy, so I'm busting out a skillet to re-create the dream in under 30 minutes on the stovetop. I finish by quickly broiling the cheese—an optional step but so worth it.

Turkey Skillet Lasagna

2 tablespoons olive oil
1 pound ground turkey
½ medium onion, diced
2 cloves garlic, minced
1 jar marinara sauce (24 ounces)
1½ cups chicken broth
1 cup sliced fresh mushrooms
10 uncooked lasagna noodles, broken into 2-inch pieces
1 cup ricotta cheese
¼ cup grated Parmesan cheese
1 teaspoon Italian seasoning
1 teaspoon salt
1 cup shredded mozzarella cheese

1. Heat olive oil in a 12-inch oven-safe skillet over medium-high heat. Add ground turkey and onion. Break up turkey with spoon and cook until turkey is fully cooked, about 8 minutes. Stir in garlic and cook an additional 2 minutes.
2. Add marinara sauce and broth. Bring to a boil.
3. Add mushrooms and lasagna noodles and stir to separate noodles. Return to a boil, then reduce heat, cover and cook 10–12 minutes or until noodles are tender, stirring occasionally. If using broiler, pre-heat it while the noodles cook.
4. In a bowl, stir together ricotta, Parmesan, Italian seasoning and salt.
5. Dollop cheese mixture by the spoonful on top of pasta. Cover and cook 5 minutes, until cheese is warmed through. Uncover skillet and top with mozzarella. If desired, broil 3 minutes or until cheese is melted and lightly browned. Serve warm.

SERVES 6

TCP Follow Vianney Rodriguez as she cooks in Cocina Gris at sweetlifecycle.com, where she features a recipe for Queso Mac and Cheese.



Summer Corn Pasta Salad

NANCY GRIFFITH
BANDERA EC

Griffith's dish is a tasty combination of fresh veggies and pantry staples, making it a new addition to my list of rotating meal plans. As the pasta cooks, I can quickly chop up the veggies, and the dressing is a snap to whisk together. I served it with baked chicken, but it would also be amazing with fried chicken or baked salmon.

- 16 ounces uncooked rotini
- ½ cup red wine vinegar
- ½ teaspoon dried oregano
- ½ teaspoon ground cumin
- ½ teaspoon salt
- ½ teaspoon ground black pepper
- ½ cup avocado oil
- 1 can black beans (15 ounces), rinsed and drained
- 1½ cups corn kernels
- 2 tomatoes, diced
- 1 red bell pepper, diced
- ½ cup sliced black olives
- ¼ cup chopped fresh cilantro
- ½ cup diced green onions
- ¼ cup diced red onion

1. Cook rotini according to package directions.
2. In a large bowl, whisk together vinegar, oregano, cumin, salt and pepper. Whisk in avocado oil.
3. Add rotini to the dressing and stir to coat. Stir in beans, corn, tomatoes, bell pepper, olives, cilantro, green onions and red onion until thoroughly combined.
4. Cover and chill until ready to serve.

SERVES 8

CONTINUED ON PAGE 28 >



\$500 WINNER

Pickle Popper Pasta Salad

PATRICIA STEHLING
CENTRAL TEXAS EC



Pickle pasta, where have you been all my life? The way I devoured this pasta—it's so, so good and even easier to whip up. I mean, c'mon—pickles, ranch and bacon ... winner, winner.

- 12 ounces uncooked large elbow macaroni
- 1 cup mayonnaise
- ½ cup sour cream
- ¼ cup pickle juice
- 2 tablespoons ranch seasoning
- ¼ cup diced dill pickles
- 8–10 slices bacon, cooked and crumbled
- 2 cups cherry tomatoes, quartered
- 2 tablespoons fresh dill, minced (optional)

1. Cook macaroni according to package directions and allow to cool.
2. In a large bowl, stir together mayonnaise, sour cream, pickle juice and ranch seasoning.
3. Add macaroni, pickles, bacon and tomatoes and stir until well combined.
4. Serve garnished with fresh dill, if desired.

SERVES 6–8

TCP \$500 Recipe Contest

TURKEY TIME DUE JUNE 10

We're already thinking about the holidays, and you could win \$500 if you do too. Tell us about your main dish or what you do with that mountain of leftover turkey. Enter by June 10.

UPCOMING: HOLIDAY BREAKFAST DUE JULY 10





Pasta With Prosciutto and Peas

KERRI RUSS
TRINITY VALLEY EC

I appreciate a pasta dish with texture. I want it to be crispy or crunchy, and this pasta gives it to me. I enjoyed this dish when I first made it but even more the next day for lunch.

12 ounces uncooked fusilli
10 ounces frozen peas
4 tablespoons extra-virgin olive oil,
divided use

3 ounces prosciutto, diced
2 cloves garlic, thinly sliced
1 tablespoon lemon juice
½ teaspoon salt
½ teaspoon ground black pepper
1 cup grated Parmigiano-Reggiano
cheese, divided use
½ cup chopped fresh parsley,
divided use

1. Cook fusilli according to package directions and set aside.
2. Steam peas according to package directions and drain.
3. In a skillet, heat 1 tablespoon olive oil over medium-high heat. Add prosciutto to the skillet in a single layer and fry until crispy. Place on paper towels to drain.
4. Add remaining 3 tablespoons olive oil to skillet, along with garlic. Cook until garlic begins to brown.
5. Pour garlic mixture into a large bowl, and add prosciutto, fusilli, peas, lemon juice, salt and pepper to bowl. Stir to coat.

Water Wise

BY VIANNEY RODRIGUEZ

Next time you're making spaghetti or fettuccine Alfredo, don't toss the water used for cooking pasta. Save a few cups before draining and reap the tasty benefits. It's loaded with rich starch from the pasta. Adding a cup or so of pasta water can help emulsify any sauce. It enhances flavor absorption, prevents pasta from drying out and helps sauce cling to pasta.

6. Stir in ¾ cup Parmigiano-Reggiano and ¼ cup parsley.
7. Serve garnished with remaining ¼ cup Parmigiano-Reggiano and ¼ cup parsley.

SERVES 4

SUPREME COIN AND BULLION

- Free of dealer markup.
- Portfolio Diversifier.
- Inflation proof.

\$5 Gold American Eagles at COST! It's that simple. These Government issued coins are the easiest and safest way to protect your money and your family! A five minute call can change everything. **DON'T WAIT!**

\$329
Per coin

Vault Code: **COTX3M**

If you are buying as an investment, a gift, or just safeguarding your cash, this is the perfect way to do so! We are looking forward to **EARNING** your business, not just gaining it!

CALL TODAY! (346) 445-6656

Accepted Payment Methods:

LIMITED OFFER

"Gold is money. Everything else is credit."
- J.P. Morgan

WE BUY MINERALS



We pay cash for **producing** or **non-producing** mineral interests.

CALL US TODAY! 1-888-735-5337

BRUSH SHARK

SKID STEER MOUNTED SHEAR

- ½" to 6" diameter trees and brush.
- Perfect for cedar, shin oak, persimmon, mesquite.

(512) 263-6830 • www.brushshark.com



TCP E-news

TCP Sign up now
TexasCoopPower.com/join



RENEWAL
by **ANDERSEN**
FULL-SERVICE WINDOW & DOOR REPLACEMENT

Get a **FREE** consultation!
Call **844-501-2570**

IT'S OUR ANNIVERSARY SALES EVENT!

Save Big on Replacement Windows and Doors!

Buy Two, Get One

60% OFF

All Windows and Doors¹

MINIMUM PURCHASE OF 3


AND

NO Money Down

NO Monthly Payments

NO Interest for 12 months¹

MINIMUM PURCHASE OF 3 - INTEREST ACCRUES,
BUT IS WAIVED IF PAID IN FULL WITHIN 12 MONTHS



TESTED, TRUSTED, AND TOTALLY PROVEN.²

Offer Ends 7/31/2025

Call for your **FREE** consultation.

844-501-2570

FINDYOURWINDOW.COM



**More 5-Star
Reviews**



Than Other Leading Full-Service
Window Replacement
Companies³

¹DETAILS OF OFFER: Offer expires 7/31/2025. Not valid with other offers or prior purchases. Buy two (2) windows or entry/patio doors, get one (1) window or entry/patio door 60% off, and 12 months no money down, no monthly payments, no interest when you purchase three (3) or more windows or entry/patio doors between 6/1/2025 and 7/31/2025. 60% off windows and entry/patio doors are less than or equal to lowest cost window or entry/patio door in the order. Subject to credit approval. 12-month Promo Period: while no payments are due, interest accrues but is waived if the loan is paid in full before the Promo Period expires. Any unpaid balance owed after the Promo Period, plus accrued interest, will be paid in installments based on the terms disclosed in the customer's loan agreement. Financing is provided by various financial institutions without regard to age, race, color, religion, national origin, gender, or familial status. Savings comparison based on purchase of a single unit at list price. Available at participating locations and offer applies throughout the service area. See your local Renewal by Andersen location for details. License numbers available at renewalbyandersen.com/license. Some Renewal by Andersen locations are independently owned and operated. ²Based on testing of 10 double-hung units per ASTM E2068 20 years after installation. ³It is the only warranty among top selling window companies that meets all of the following requirements: easy to understand terms, unrestricted transferability, installation coverage, labor coverage, geographically unrestricted, coverage for exterior color, insect screens and hardware, and no maintenance requirement. Visit renewalbyandersen.com/nationsbest for details. ⁴Review aggregator survey of 5-star reviews among leading national full-service window replacement companies. January 2024 Reputation.com. "Renewal by Andersen" and all other marks where denoted are trademarks Andersen Corporation. ©2025 Andersen Corporation. All rights reserved. RBA14201



COURTESY CHET GARNER

Enter the Bare Cage

Lace up for an eerie hike among former zoo pens in this boomtown

BY CHET GARNER

THE CAGES WERE all empty—at least what was left of them. But that didn't stop me from having the strange feeling that something was watching me as I hiked through the remnants of an abandoned zoo just outside Cisco.

This small town is about 100 miles west of Fort Worth and boasts a couple claims to fame. First is the Mobley Hotel—the initial hotel purchased by Conrad Hilton, in 1919—and second is an infamous 1927 bank robbery led by a man dressed as Santa Claus.

And third is the old zoo nature trails on the banks of Lake Cisco.

The zoo was built in 1923, during the height of an oil boom. It was to be the crown jewel of a tourist camp that also included a huge swimming pool just below the newly formed lake.

At its peak, the zoo had a number of cages built into the sandstone cliffs and held a strange menagerie of animals, including a bear, deer and flamingo. Sadly, its heyday was short-lived as animals died under “unusual circumstances,” and by the 1930s, everything was abandoned.

For decades, the ruins of the zoo were known to only a few, and it seems most of them were graffiti artists. It wasn't until 2021 that a local nonprofit got permission to clear the paths, haul out the garbage and turn the old zoo into a public nature trail.

Walking the paths and peering into the old cages makes for an interesting, albeit creepy, nature walk. Pieces of rusted metal mark the outlines of the former enclaves. The only sounds you'll hear are the wind and the occasional bird or squirrel scampering up a tree.

But it isn't hard to imagine the growls of bears and howls of monkeys or those beady little eyes peering back at you. ■

ABOVE The empty habitats of an abandoned zoo embolden Chet.

TCP Watch the video on our website and see all Chet's Texplorations on *The Daytripper* on PBS.



Know Before You Go

Call ahead or check an event's website for scheduling details, and check our website for many more upcoming events.

JUNE

7

Brenham Highwaymen Show: The Great American Outlaws, (979) 337-7240, thebarnhillcenter.com

Grapevine Dairy Day, (817) 410-3185, grapevinetexasusa.com

13

Fredericksburg [13–14] Craft Beer Festival, fbgcraftbeerfestival.com

14

East Bernard Czech Kolache-Klobase Festival, (979) 533-1902, kkfest.com

El Campo Kids Fishing Tournament, (979) 275-1600, eclostagoon.com

Slaton Texas Air Museum Airshow, (806) 779-7332, thetexasairmuseum.org

Granbury [14–15] Lone Star Street Rod Association State Run, (817) 573-5548, visitgranbury.com

Terrell [14–15] North Texas Antique Tractor and Engine Club Show and Pull, (214) 497-1611, north-texas-antique-tractor-and-engine-club.net

16

Denton [16–21] Juneteenth Celebration, (940) 735-6311, dentonjuneteenth.com

21

Freeport Fort Velasco Day, (979) 233-0066, freeportmuseum.com

26

Luling [26-29] Watermelon Thump, (830) 875-3878, watermelonthump.com

28

Teague Putt Fore a Purpose, (903) 389-5792, fairfieldtexaschamber.com

Belton [28, July 2-5] 4th of July Celebration, (254) 939-3551, beltonchamber.com

Llano [28-Sept. 28] Canvas and Quilts: The Art of Ira and Kathy Kennedy, (325) 247-4839, llanofineartsguild.com

JULY

3

Waxahachie [3-4] Grape Myrtle Festival, (469) 309-4045, waxahachiecvb.com

4

Carthage Lake Murvaul Fourth of July Celebration, (903) 693-6562, panolacountytx.com

Corsicana Freedom Festival, (903) 654-4874, visitcorsicana.com

Grapevine 4th of July Extravaganza, (817) 410-3185, grapevinetexasusa.com

Port Arthur Fireworks on the Seawall, (409) 985-7822, visitportarthurtx.com

Tomball July 4th Celebration & Street Fest, (281) 290-1035, tomballtx.gov

Granbury [4-6] Hometown 4th of July Celebration, (817) 573-1622, granburychamber.com

TCP Submit Your Event

We pick events for the magazine directly from TexasCoopPower.com. Submit your September event by July 1, and it just might be featured in this calendar.



THERAPY TUBS FOR ACTIVE ADULTS

45 JETS

- Lifetime Warranty
- Custom Sizes Available
- 100% Financing Available
- A+ BBB Rating
- Good Contractors List

BEST BUY WALK-IN TUBS
FEATURING "SEALTITE" TECHNOLOGY

Trusted by Texans for 20 Years
Tubs and Showers Made in America
Visit Our Texas Showroom

Call for More Info
682-205-3532 • 888-825-2362
bestbuywalkintubs.com

DRIVE THROUGH WILDLIFE SAFARI & RV PARK

CENTRAL TEXAS
NO PASSPORT NEEDED



SEE THE RARE WHITE BISON

BuenaVistaWildlifeSafari.com
Evant, Texas • 254-791-5441

Hit the Road

TCP Plan now
TexasCoopPower.com/events

Bank C.D.'s Due? CALL US NOW

1-800-359-4940 TEXAS TOLL-FREE
www.mattsonfinancialservices.com

BLAKE MATTSON, CFP™
Signal Securities, Inc., 5400 Bosque, 4th Floor, Waco, TX 76710
Serving Customers All Over Texas

All C.D.'s are insured to \$250,000 per institution by the F.D.I.C. All C.D.'s are subject to availability. Securities offered thru Signal Securities, Inc., Member FINRA/SIPC 700 Throckmorton, Ft. Worth, TX 76102. (817) 877-4256.

Steel Mobile Home Roofing

Leaks? High energy bill? Roof rumble?

PERMA-ROOF
from Southern Builders



800.633.8969 • roofover.com



This is not your grandpa's hearing aid

The Nation's 1 Rated Hearing Aid



Say hello to Horizon IX by hear.com

This tiny, German-engineered hearing aid is taking the U.S. by storm this year. Why?

Partly because it's tiny. Like James Bond tiny. And partly because it boasts one of the world's first-ever dual processing systems.



This is special because it's the first time engineers have been able to pack not one, but two state-of-the-art computer chips into a device this small.

That means double the power and double the clarity in conversation. In non-science-y talk... it means you get maximum speech clarity with minimal background noise.

But that's not all. Horizon IX hearing aids are packed with features that make conversation effortless and everyday life easier:

- ✓ **Amazing Speech Clarity™**
- ✓ **Virtually invisible design**
- ✓ **Bluetooth connectivity**
- ✓ **Rechargeable batteries**
- ✓ **Easy, comfortable fit**
- ✓ **Free smartphone app**

And you get it from a device so small, it hides completely behind your ear.

Plus, with convenient in-person and at-home options, and 2-day delivery to anywhere in the U.S., hear.com brings cutting-edge hearing care right to you.


“ This is my first experience with hearing aids... with hear.com it has been a breeze! ”

Jeanne D., US | Verified Buyer

As of May 2025, hear.com has helped more than 540,000 Americans enjoy life with better hearing, thanks to Horizon IX.

Now, it's your turn!

Check if you qualify for a **45-day no-risk trial today**, and have a brand new pair of Horizon IX hearing aids on your doorstep in as little as 48 hours.



Scan the QR code or visit **hear.com/texas** to check if you qualify for a 45-day no-risk trial.

START HERE!



Family Vacation

Whether going overseas or just over yonder, these readers love picnicking, beach combing, hiking, riding the rivers and cheering on their favorite teams as a family. Now pile in the family van, and let's have some fun!

CURATED BY GRACE FULTZ

1 BLAIR RINCONES, PEDERNALES EC

"The first time our kids experienced the Gulf Coast, the heart-shaped sunset made it truly a magical experience."

2 TARYN JENKINS, TRINITY VALLEY EC


"A beach trip before a college send-off."

3 ELIZABETH WEBB, CHEROKEE COUNTY EC

"Climbing up to the summit of Enchanted Rock."

4 DANICA PETERS, PEDERNALES EC

"Summer lake days and jumping off the boat."



Upcoming Contests

DUE JUN 10 **Heroes**


DUE JUL 10 **Abstract**

DUE AUG 10 **Country Life**



Enter online at TexasCoopPower.com/contests.

TCP See Focus on Texas on our website for many more Family Vacation photos from readers.





Cutting Through

Sometimes it takes a chain saw to get through the undergrowth of life

BY PATTI JONES MORGAN
ILLUSTRATION BY
HEATHER GATLEY

ONE MORNING AS I walked along a nearby lane, a chain saw's rough growl cut through the early morning peace. Startled, I discovered its source was a trim-looking man bent almost double, systematically attacking dense undergrowth along his fence line.

"Good morning!" I called out.

Finally hearing my voice over the sound of the machine, the man straightened up. "Good morning!" he replied.

"You have a lot of work there!" I called back.

He took my greeting as a welcome excuse to take a break and struggled to disengage from a tangle of old wire fencing, clinging branches and thorny tendrils. Over time, they had wound around the trees and bushes, roots, and fence posts to create a near impenetrable barrier.

Slipping off the mask that had been protecting him from clouds of wood shavings and dust, he tipped back his broad-brimmed hat with a friendly smile. He had just bought the 10 acres, he explained, and planned to build a house on it for him and his wife.

"A lot of wires, mostly rusted, and old brush have wrapped around the fence posts," he said, waving at the stringy assortment of tethers once intended to define the acreage and warn away trespassers.

Left uncontrolled, however, nature had ravenously begun converting old and new companions into little more than an unmanageable thorny fortress. No wonder wire cutters and a chain saw were needed to hack through the knots and reveal what lay hidden.

We bid our goodbyes after the neighborly visit, and the chain saw resumed its noisy attack on the underbrush jungle.

But not before I saw my own tangle—of old literary aspirations in need of similar treatment. The cacophony inspired me to clear out yesterday's words and give light, air, time and space to new ones.

A long sweltering summer arrived, partnered with the pandemic. My neighbor's sporadic chain saw activity diminished to rock gathering and wheelbarrow work.

Curious neighbors, eager to chat, began stopping by. Robert Frost's oft-quoted line from his poem *Mending Wall* sprang to mind: "Good fences make good neighbors." A conversation hub during those communication-cramped months, the gathering place had served us all well.

Completed, his low rock wall continued to speak simply about what mattered: people, purpose and permanence.

It spoke my language too. Half-hidden beneath my writing clutter lay the lyrical sounds and familiar rhythms of my old love, poetry. Revealed anew, its purpose suddenly mattered more than ever.

The chain saw's discordant sound that first morning had, it seemed, pealed an unexpected welcome. Its clarion call was sweet music to my ears. ■



Big Boy Brass Rifle

Big Boy Revolver

BUILT FOR THE TEXAS TOUGH

YOUR COWBOY KIT, COMPLETED.

Henry Repeating Arms builds guns the right way, right here in America. For plinking, hunting, collecting, passing down America's shooting sports heritage to the next generation, or protecting your family and property, choose from over 200 different models of rifles, shot-guns, and revolvers in a wide variety of calibers and finishes.

We invite you to order our **FREE CATALOG** to find your Henry. Every catalog includes decals, the Henry Repeater newsletter, and a personalized list of Henry Dealers in your area.



Big Boy Brass Rifle

Homesteader 9mm Carbine

Texas Tribute Edition

Texas Rangers Bicentennial Tribute Edition

FREE CATALOG & DECALS!
Scan or visit www.HenryUSA.com




MADE IN AMERICA, OR NOT MADE AT ALL | LIFETIME WARRANTY | 100% SATISFACTION GUARANTEE

WANTED: DEMO HOMESITES FOR 2025 SEASON

Display one of our beautiful Kayak maintenance-free pools and save \$\$\$!

CALL NOW to qualify for this limited opportunity!

1-800-SWIMTEX
(800-794-6839)



SWIMTEXSUN.COM

**A FAMILY OWNED
AND OPERATED TEXAS
COMPANY SINCE 1986**

SWIM TEXSUN

STAYcation In Your Own Backyard!

Save Money: \$1000-\$4000 Instant Rebate

Financing Available/Pre-Approvals

We Consider Anything of Value on Trade

All Pools Made in America

AMERICA'S BEST BUILT POOL—WE GUARANTEE IT!

