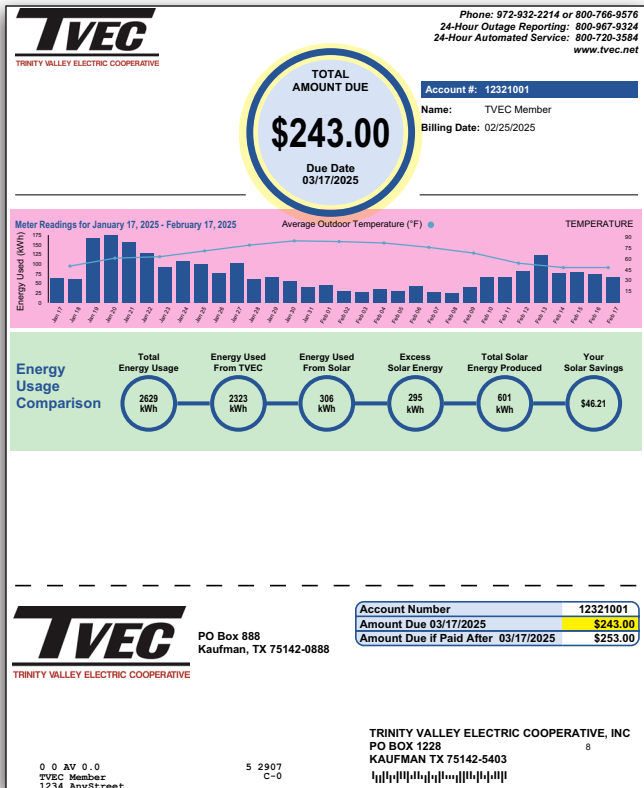




TRINITY VALLEY ELECTRIC COOPERATIVE

DER / Solar: Understanding Your Bill



Total Amount Due: Bill amount (or credit) for energy from TVEC. This accounts for all previous and current solar credits.

Usage Graph: Shows your daily energy usage supplied by TVEC for the current billing period, but it does not depict any solar generation.

Energy Usage Comparison:

Total Energy Usage: The total electricity consumed at the location, including both grid and solar energy.

Energy Used From TVEC: The electricity from the TVEC utility grid consumed at the location.

Energy Used From Solar: The electricity you consume directly from your solar system.

Excess Solar Energy: The energy your system produced that was exported to the TVEC grid.

Total Solar Energy Produced: The total electricity your DER system generated, including what you consumed and any excess exported to the TVEC grid.

Your Solar Savings: The monthly monetary value of your DER system during the billing period. This includes the amount saved by not purchasing electricity from the grid (your energy used from solar) along with the excess production bought by TVEC at the avoided cost rate.

Managing Solar Use For Maximum Value

Timing your energy usage to match your solar system's output provides the best value for your solar investment. Solar panels generate electricity when the sun shines.

- During the day, your panels may produce more energy than your home needs, sending the extra energy back to the grid (excess solar).
- When your panels are not producing, the energy you use must come from the grid.

For most installations, you save the most by using the energy from your panels rather than sending it back to the grid. Shifting that energy usage away from evenings and nights—matching your usage patterns to the solar production hours—will maximize the value from your panels.

Solar Energy Variability

Solar production depends on sunlight, which varies seasonally, as well as throughout each day depending on weather conditions. If your home needs more power than your solar panels are generating at a given time, like a cloudy day, energy from the grid fills that gap.

Energy Demand Peaks

When you use a lot of energy at once, with multiple large appliances, heaters or other major demands, your solar system might not produce enough power in the moment. During these peaks, your home will draw additional power from the TVEC grid.

Energy Storage Limitations

If your installation includes battery storage, energy may be stored for later use. For panel-only systems, any excess solar energy generated during the day is sent to the grid instead of being stored for later use. At night or during periods of low solar production, your home relies on TVEC to supply energy.



tvec.net/der



Phone: 972-932-2214 or 800-766-9576
 24-Hour Outage Reporting: 800-967-9324
 24-Hour Automated Service: 800-720-3584
www.tvec.net

TOTAL
AMOUNT DUE

\$243.00

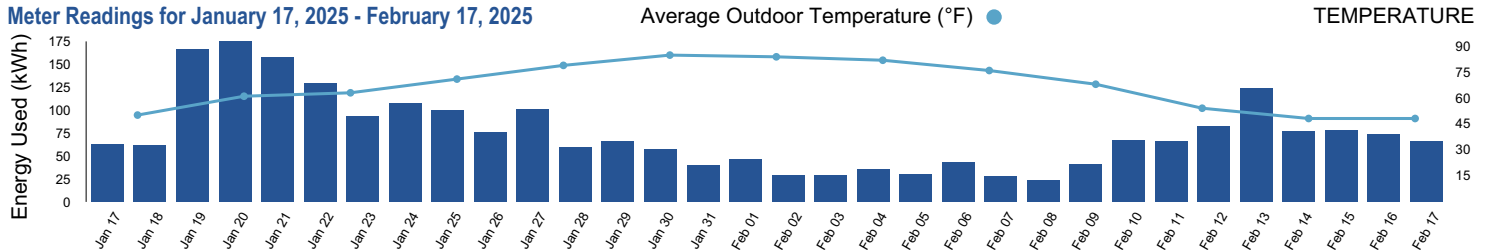
Due Date
03/17/2025

Account #: 12321001

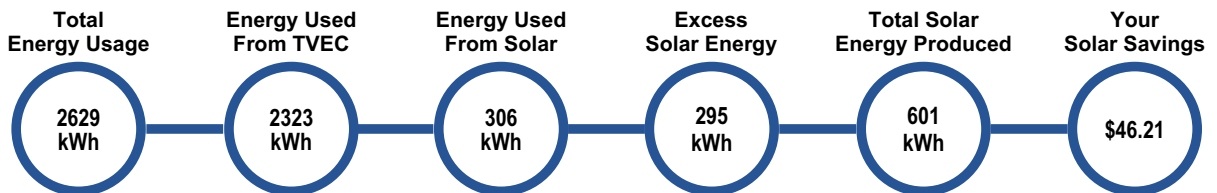
Name: TVEC Member

Billing Date: 02/25/2025

Meter Readings for January 17, 2025 - February 17, 2025



Energy Usage Comparison



PO Box 888
Kaufman, TX 75142-0888

Account Number	12321001
Amount Due 03/17/2025	\$243.00
Amount Due if Paid After 03/17/2025	\$253.00

0 0 AV 0.0
TVEC Member
1234 AnyStreet
Kaufman TX 75142

5 2907
C-0

TRINITY VALLEY ELECTRIC COOPERATIVE, INC
PO BOX 1228
KAUFMAN TX 75142-5403



4616201762740010000243000000253000022520259

Account Number: 12321001

Service Address:

Meter #	Reading Dates		Days	Readings		Meter Multiplier	kWh Usage	Rate
	From	To		Previous	Present			
803697	01/17/2025	02/17/2025	31	5676	7999	1	2,323	78 - Solar Residential
803697	01/17/2025	02/17/2025	31	15861	16156	1	295	Excess Generation
421401	01/17/2025	02/17/2025	31	40697	41298	1	601	Total Generation

Previous Account Activity

Previous Balance \$294.00
 Payment Received - Thank You -\$294.00
Balance Forward \$0.00

Current Activity

Customer Charge \$20.00
 Energy Charge 2,323 kWh @ 0.10484 \$243.54
 PCRF Adjustment 2,323 kWh @ -0.0025 -\$5.81
 Excess Generation 295 kWh @ -0.050509 -\$14.90
 Roundup Amt \$0.17
Current Charges \$243.00

Total Amount Due**\$243.00**

Due Date 03/17/2025

Help Us Keep Your Contact Information Current

Mailing Address _____

City _____ State _____ Zip _____

Email _____

Phone _____



- PAY YOUR BILL
- MONITOR USAGE
- REPORT AN OUTAGE

Now offering cash bill-pay service at participating retail stores. The barcode below can be scanned at the register, allowing you to make your monthly payment. There is a \$1.50 convenience fee to use this service. To find a location near you, visit pay.vanilladirect.com/pages/retailers



799366433650004616201762740019

By accepting or using this barcode to make a payment, you agree to the full terms and conditions, available at vanilladirect.com/pay/terms. After successful payment using this barcode, you may retrieve your full detailed e-receipt at vanilladirect.com/pay/ereceipt.

The majority of participating locations will accept cash payments up to a maximum amount of \$500.00.

DOLLAR GENERAL**FAMILY DOLLAR****CVS****Walmart****Walgreens****Other Ways to Pay Your Bill**

Online
 Pay your bill at
www.tvec.net



Phone
 Call 972-932-2214
 for Secure Pay



In-Person
 Visit our website
 for drive-thru and
 office locations



Mobile App
 Download the SmartHub
 app on the App Store or
 Google Play Store.