




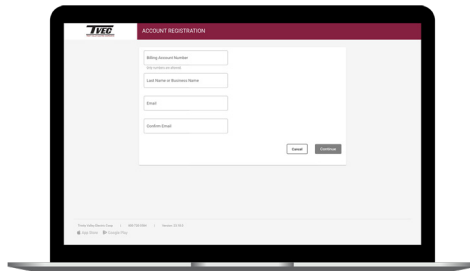
# How To Register Your Account in SmartHub (Web)

## STEP 1



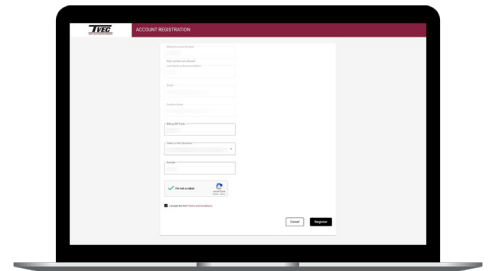
Click on the SmartHub registration button on our website. From the login screen, click on **Don't have an account? Register Now** link.

## STEP 2



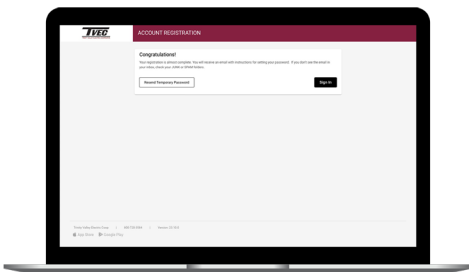
Fill out the registration form completely and click the **Continue** button.

## STEP 3



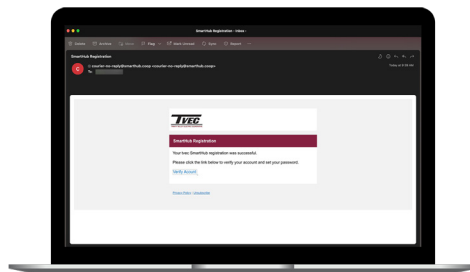
Enter the requested verification information and click the **Register** button. Answers must match account info exactly.

## STEP 4



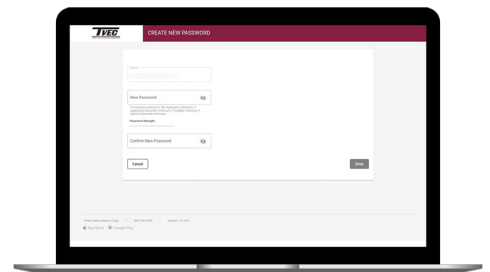
When successful, you'll get a congratulations notification. Instructions on how to continue have been emailed to you.

## STEP 5



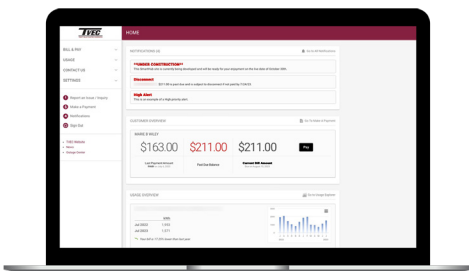
Check your inbox for an email that will contain a button asking you to **Verify Account**.

## STEP 6



You will then be taken to a screen asking you to set your new password. Enter your password twice and click the **Save** button.

## STEP 7



Congratulations! You have successfully registered your account. Browse around and see the ways to save time and money.